



GARAGE DOORS & OPENERS

# Model 9700

*A Door As Unique As Your Home*

R-10 Insulation

Pinch-Resistant Panels

Lifetime Limited Warranty

[www.wayne-dalton.com](http://www.wayne-dalton.com)



Model 9700 shown in Lexington design with 12 window square and optional decorative hardware

## Door Construction

- You select the windows and trim options you want to customize your door's looks.
- Dozens of design combinations to choose from.
- Embossed, high tensile steel front panels give the look of wood with the strength of steel.
- Two-coat, baked-on polyester finish is virtually maintenance-free. This finish also makes an excellent base if you repaint to match the existing exterior colors of your home.
- The foamed-in-place polyurethane insulation is chemically bonded to each steel section, creating a structure with higher strength and dent resistance.
- Heavy-gauge steel wraparound end caps trim-out door edges for better appearance, improved strength and to protect the foamed-in-place polyurethane insulation from damage.
- The polyurethane foam is CFC-11-free, so it's environmentally friendly.
- Sound-absorbing insulation makes the door operate quieter and eliminates wind-rattling.
- Hot-dipped galvanized vertical supports add strength and durability.
- Attractive, low-profile hinges provide maximum strength between sections and add stability compared with ordinary vertical hinges. Hinges are factory-installed for proper alignment and smoother door operation.
- Bulb-shaped bottom seal remains flexible even in extreme cold to help keep the bad weather outside.
- SilentGlide™ rollers with nylon tires and solid steel shafts provide years of smooth, quiet, dependable service.

ONE FIRST AFTER ANOTHER.™

# Model 9700 Specifications (Continued)


## Design

- Choose from a number of patterns to create the look you want.
- 7' high doors are engineered with three panel sections instead of four to reduce visual breaks.

Westfield




Newport




Charleston




Providence



Oak Park



Lexington



Chatham - Top



Algonquin - Top



Portland - Top



Chatham - Full



Algonquin - Full



Portland - Full




Easton



Litchfield



Note: Doors shown in various colors for photo purposes only.



Pinch-resistant door panels protect against finger injuries.



TorqueMaster™ seals springs safely inside steel tube.



## Windows

- Windows are available in traditional square top or arched top styles with decorative overlays of 6 to 16 divided panes.

Examples include:

6 Window Square



12 Window Arched



## Colors

Gray




Green



Clay



White



- Doors may be custom-painted using any quality exterior latex paint. See web site for paint instructions.
- Optional decorative trim hardware recreates the look of genuine split, swing doors. Black powder-coating gives a hand-hammered look.

**SEE ALL THE LOOKS AVAILABLE ON OUR DOOR SELECTION CENTER AT [www.wayne-dalton.com](http://www.wayne-dalton.com)**

## Energy Efficiency & Noise Control

- The core delivers R-10 insulation, more than twice as much as the same thickness of common polystyrene insulation.
- Bulb-shaped bottom seal remains flexible even in the cold to keep out bad weather.
- The foamed-in-place insulation helps block street noise from entering into living areas that adjoin the garage.

